
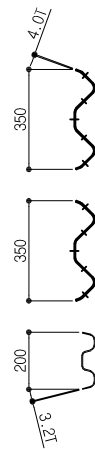
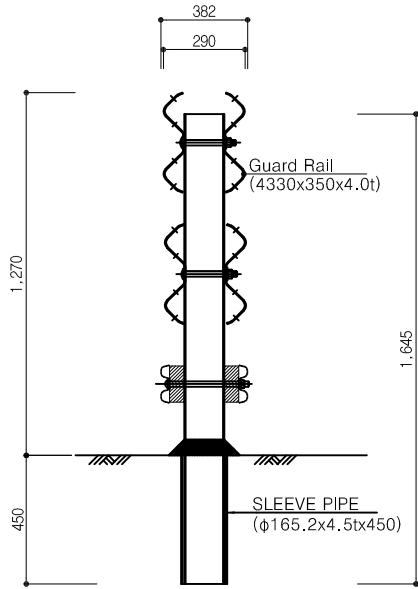
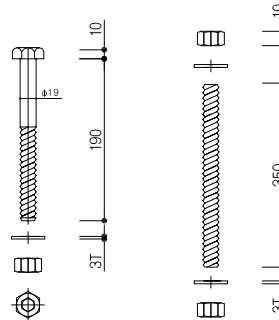


Emergency Opening Median Guard Rail SB5 Class

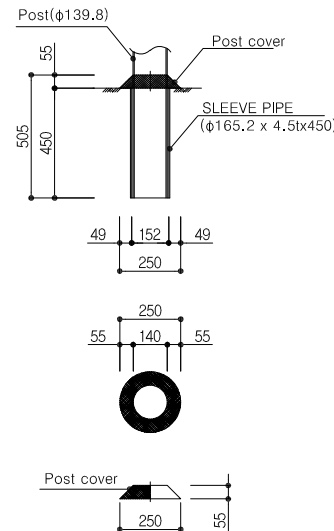
Sectional view



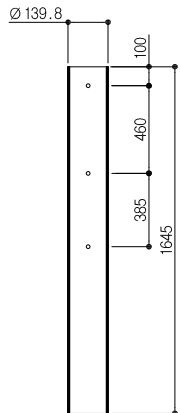
Mounting B/N Mounting B/N



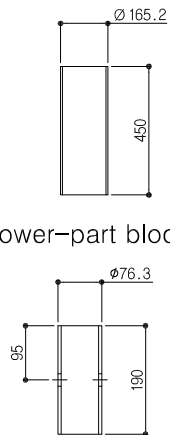
Post cover



Post

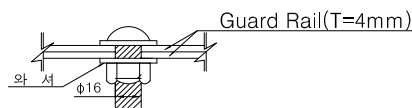


SLEEVE PIPE



Lower-part block out

Connection B/N
S=NONE



Material table

(4M/Per span)

Product Name	Dimension	material	Quantity	Remarks
2W Guard Rail	4.0x350x4,330	KS D 3503 SS275	4	
Post	4.5x139.8x1,645	KS D 3566 SGT275	4	
YC Rail	3.2x200x4,330	KS D 3503 SS275	2	
SLEEVE PIPE	4.5x165.2x450	KS D 3566 SGT275	4	
Post cover	Ø139.8		4	
Lower-part block out	Ø76.3x190		8	
Mounting B/N	Ø19x190		8	
Mounting B/N	Ø19x350		4	
Connection B/N	Ø16x40		40	
CAP	Ø139.8		4	

Drawing

Emergency Opening Median
Guard Rail SB5 Class

YCS YOO CHANG STEEL
INDUSTRY Co., Ltd

102, Yongdeok-ro 302beon-gil, Hallin-myeon, Gimhae-si,
Gyeongsangnam-do, Republic of Korea
T E L 055-346-7761-3
F A X 055-346-7760