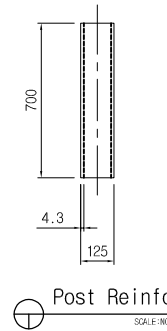
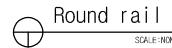
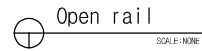
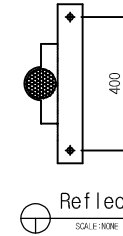
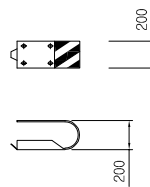
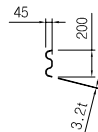
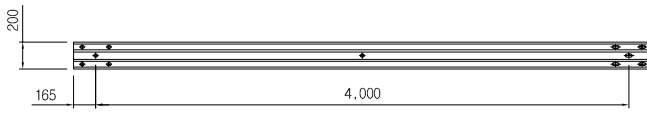
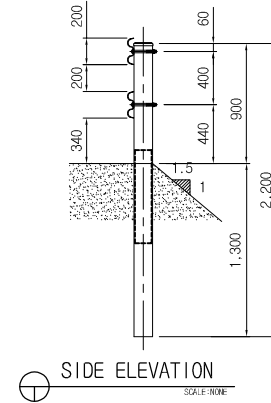
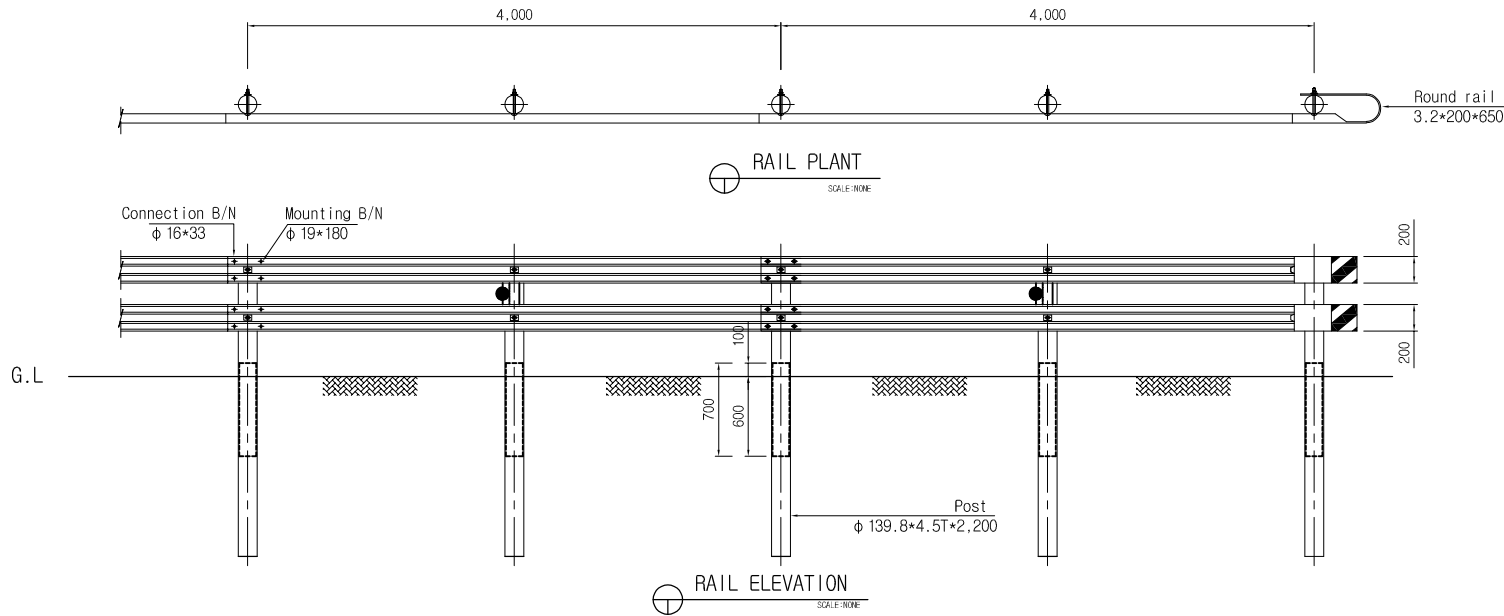


# YC-SB4-OPEN-01



Standard Section(Per span)

Product Name	Dimension	Unit	Quantity	Remarks
YC Rail	3.2*200*4,330	EA	2	SS400
Square washer	4T*40*60	EA	4	SS400
Post	φ 139.8*4.5T*2,200	EA	2	STK400
Post RS	4.3*125*700	EA	2	STK400
CAP	φ 139.8	EA	2	SS400
Connection B/N	φ 16*33	EA	8	
Mounting B/N	φ 19*180	EA	4	
Reflection plate		EA	1	

(4M/Per span)

Drawing	SB4 Class	Design	Date	Drawing number	<p>102, Yongdeok-ro 302beon-gil, Hallim-myeon, Gimhae-si, Gyeongsangnam-do, Republic of Korea T E L 055-346-7761-3 F A X 055-346-7760</p>
Project		Drawing	Scale		